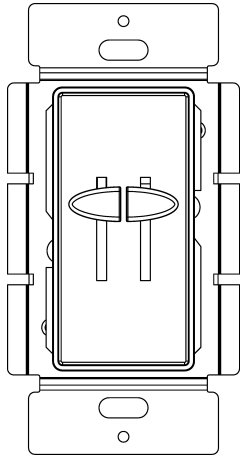


INSTALLATION INSTRUCTIONS

57006 (17006)

Dual Slide to Off LED Dimmer



SPECIFICATIONS

Voltage	120VAC, 60Hz
Incandescent/ Halogen.....	H00W
Dimmable LED and CFL.....	H00W
Operating Temperature.....	32°F-104°F

DESCRIPTION/ FEATURES

The 17006 is a dual slider dimmer control for both Incandescent/Halogen bulbs and dimmable LED & CFL bulbs. This dimmer is specifically designed to replace two standard light switches with a single dimmer switch.

- Controls two lights up to 300-Watt each dimmer.
- Slide up to on/brighten and down to dim/off
- Designed for single pole use.

WARNING

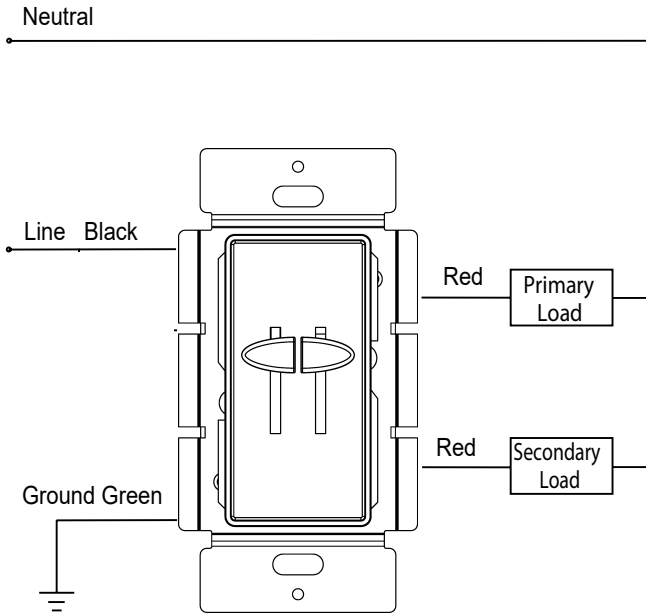
Turn off the power at the circuit breaker before installing the dimmer.

Please read and understand these instructions before proceeding with the installation. This device is designed for installation in accordance with the National Electric Code and local regulations. We recommend that a qualified electrician performs the installation. Ensure that the circuit breaker or fuse(s) are turned off and power is disconnected before wiring the device.

Use copper wire only

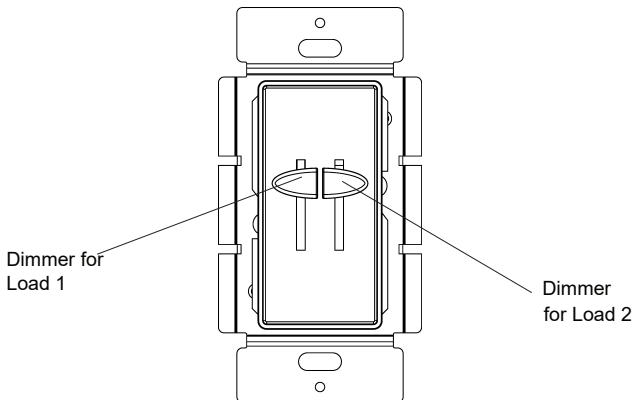
WIRING DIRECTIONS

1. Connect the BLACK wire from the dimmer to the HOT wire.
2. Connect the RED wire from the dimmer to the 1st LOAD wire.
3. Connect the RED wire from the dimmer to the 2nd LOAD wire.
4. Connect the GREEN wire from the dimmer to the GROUND wire.



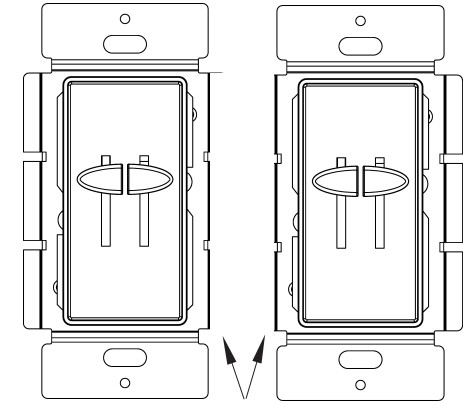
OPERATING INSTRUCTIONS

The dimming slider has an "Off" position when moved all the way down. You will feel a noticeable click when sliding the dimming slider to turn the light on or off



MULTIGANG INSTALLATION

When installing multiple controls in the same wall box, it may be necessary to remove the side tabs before installation. To do so, use pliers to bend each tab back and forth until it breaks off. Please note that removing these tabs will reduce the maximum load capacity for incandescent and halogen bulbs only.



Tabs Removed for Multigang installation

6 i ~ V Hnd/Yg	NO Tabs removed	Removed 1 side	Removed 2 sides
Halogen/ Incandescent	300W max	250W max	200W max
Dimmable LED/ CFL	300W max	300W max	300W max

If you are using only LED/CFL bulbs with all 17006 dimmers, please DO NOT USE this de-rating chart.

WARRANTY INFORMATION

This device is warranted to be free of material and workmanship defects for 2 years from the date of purchase. Original receipt or proof of purchase from an authorized retailer must be presented upon warranty claim. ALL claims must be verified and approved by Enerlites, Inc. Warranties from other Enerlites products may vary. This warranty is nontransferable and does not cover normal wear and tear or any malfunction, failure, or defect resulting from misuse, abuse, neglect, alteration, modification, or improper installation. To the fullest extent permitted by the applicable state law, Enerlites shall not be liable to the purchaser or end user customer of Enerlites products for direct, indirect, incidental, or consequential damages even if Enerlites has been advised of the possibility of such damages. Enerlites' total liability under this or any other warranty, express or implied, is limited to repair, replacement or refund. Repair, replacement or refund are the sole and exclusive remedies for breach of warranty or any other legal theory.

