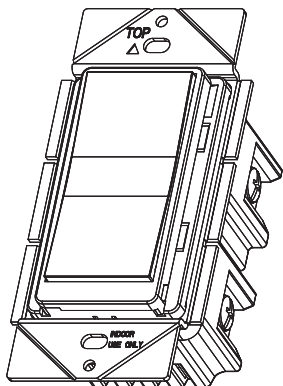


58300-3K Remote Dimmer



SPECIFICATIONS

Voltage 120VAC, 60Hz
 Operating Temperature.....32°F-104°F

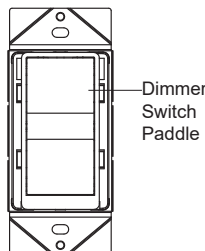
DESCRIPTION/ FEATURES

The 58300-3K is an add-on switch allows for multi-location dimming (requires 58300) to control a single Load.

OPERATIONS

Manual Control

- This add-on dimmer switch allows the user to:
 Turn ON/OFF and control the brightness level of the connected LED lighting.
- To turn ON the connected lighting: press top of the add-on dimmer switch paddle and release.
 - To brighten the connected lighting: press and hold the top of the add-on dimmer switch paddle, release when desired level is achieved.
 - To turn OFF the connected lighting: press bottom of the ad-on dimmer switch paddle and release.
 - To dim the connected lighting: press and hold the bottom of the add-on dimmer switch paddle, release when desired level is achieved.



WARNING

Turn the POWER OFF at the circuit breaker before installing the Dimmer

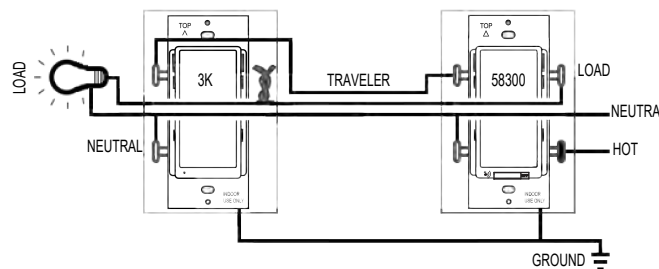
Read and understand these instructions before installing. This device is intended for installation in accordance with the National Electric Code and local regulations. It is recommended that a qualified electrician performs this installation.

Use copper wire only

WIRING DIRECTIONS

3-Way Wiring with 58300 dimmer

1. Connect the HOT wire to the Hot terminal on the 3K switch.
2. Connect the NEUTRAL wire to the Neutral terminal on the 3K switch.
3. Connect the VULCANS wire to the VULCAN terminal on the 58300 switch.
4. Connect the TRAVELER wire to the TRAVELER terminal on the 58300 switch.
5. Mount the dimmer and 3K to the box with "Top" indicator pointing up.
6. Turn on Circuit Breaker



WARRANTY INFORMATION

This device is warranted to be free of material and workmanship defects for 1 years from the date of purchase. Original receipt or proof of purchase from an authorized retailer must be presented upon warranty claim. ALL claims must be verified and approved by Enerlites, Inc. Warranties from other Enerlites products may vary. This warranty is nontransferable and does not cover normal wear and tear or any malfunction, failure, or defect resulting from misuse, abuse, neglect, alteration, modification, or improper installation. To the fullest extent permitted by the applicable state law, Enerlites shall not be liable to the purchaser or end user customer of Enerlites products for direct, indirect, incidental, or consequential damages even if Enerlites has been advised of the possibility of such damages. Enerlites' total liability under this or any other warranty, express or implied, is limited to repair, replacement or refund. Repair, replacement or refund are the sole and exclusive remedies for breach of warranty or any other legal theory.



© 2023 Enerlites Inc. CA, U.S.A.
 WWW.ENERLITES.COM

0205230226
 REV 20230802